

Name of the Company- Northlink Fiscal & Capital Services Limited

Scrip Code, Name of the Scrip, Class of security: N.A

Quarter Ended : 31.03.2015

Partly paid-up Shares:-	No. of Partly paid up shares	As a % of Total No of partly paid up shares	As a % of Total no of Shares of the company
Held by Promoter/ Promoters Group	NIL	NIL	NIL
Held By Public	NIL	NIL	NIL
Total	NIL	NIL	NIL

Outstanding Convertible Securities	No of Outstanding Securities	As a % of Total No of outstanding Convertible Securities	As a % of Total No of Shares of the company, assuming full conversion of the convertible securities
Held by Promoter/ Promoters Group	NIL	NIL	NIL
Held By Public	NIL	NIL	NIL
Total	NIL	NIL	NIL

Warrants	No of Warrants	As a % of Total no of Warrants	As a % of Total no of Shares of the company, assuming full conversion of warrants
Held by Promoter/ Promoters Group	NIL	NIL	NIL
Held By Public	NIL	NIL	NIL
Total	NIL	NIL	NIL

Total Paid up Capital of the company assuming full conversion of warrants and convertible securities 32,50,000 Equity Shares of Rs. 10 each fully paid up aggregating to Rs. 3,25,00,000

For Northlink Fiscal and Capital Services Limited


Managing Director

Statement Showing Shareholding Pattern								
Table(I)(a)								
Category code (I)	Category of Shareholder (II)	Number of Shareholders (III)	Total number of shares (IV)	Number of shares held in dematerialized form (V)	Total shareholding as a percentage of total number of shares		Shares Pledged or otherwise encumbered	
					As a Percentage of(A+B) (VI)	As a percentage of (A+B+C) (VII)	Number of shares (VIII)	As a percentage (IX)=(VIII)/(V)*100
(A)	Shareholding of Promoter and Promoter Group ²							
1	Indian							
(a)	Individuals/ Hindu Undivided Family	6	1924500	1924500	59.22	59.22	0	0.00
(b)	Central Government/ State Government(s)	0	0	0	0.00	0.00		
(c)	Bodies Corporate	0	0	0	0.00	0.00		
(d)	Financial Institutions/ Banks	0	0	0	0.00	0.00		
(e)	Any Others(Specify)	0	0	0	0.00	0.00		
(e-i)		0	0	0	0.00	0.00		
(e-ii)		0	0	0	0.00	0.00		
	Sub Total(A)(1)	6	1924500	1924500	59.22	59.22	0	0.00
2	Foreign							
a	Individuals (Non-Residents Individuals/ Foreign Individuals)	0	0	0	0.00	0.00		
b	Bodies Corporate	0	0	0	0.00	0.00		
c	Institutions	0	0	0	0.00	0.00		
d	Any Others(Specify)	0	0	0	0.00	0.00		
d-i		0	0	0	0.00	0.00		
d-ii		0	0	0	0.00	0.00		
	Sub Total(A)(2)	0	0	0	0.00	0.00	0	0.00
	Total Shareholding of Promoter and Promoter Group (A)=(A)(1)+(A)(2)	6	1924500	1924500	59.22	59.22	0.00	0.00
(B)	Public shareholding							
1	Institutions							
(a)	Mutual Funds/ UTI	0	0	0	0.00	0.00	0	#DIV/0!
(b)	Financial Institutions/ Banks	0	0	0	0.00	0.00		
(c)	Central Government/ State Government(s)	0	0	0	0.00	0.00		
(d)	Venture Capital Funds	0	0	0	0.00	0.00		
(e)	Insurance Companies	0	0	0	0.00	0.00		
(f)	Foreign Institutional Investors	0	0	0	0.00	0.00		
(g)	Foreign Venture Capital Investors	0	0	0	0.00	0.00		
(h)	Any Other (specify)	0	0	0	0.00	0.00		
(h-i)								
(h-ii)								
	Sub-Total (B)(1)	0	0	0	0.00	0.00	NA	NA
B.2	Non-Institutions							
(a)	Bodies Corporate	3	2900	0	0.09	0.09		
(b)	Individuals							
i	Individual shareholders holding nominal share capital up to Rs. 1 lakh.	595	156900	0	4.83	4.83		
ii	Individual shareholders holding nominal share capital in excess of Rs. 1 lakh.	6	1165700	1056400	35.87	35.87		
(c)	Any Other (specify)-NRI							
(c-i)	Clearing House/ Public Trust	0	0	0	0.00	0.00		
(c-ii)	Corporate Bodies	0	0	0	0.00	0.00		
(c-iii)	Hindu Undivided Family							
(c-iv)	Clearing members							
	Sub-Total (B)(2)	604	1325500	1056400	40.78	40.78	NA	NA
(B)	Total Public Shareholding (B)=(B)(1)+(B)(2)	604	1325500	1056400	40.78	40.78		0.00
	TOTAL (A)+(B)	610	3250000	2980900	100.00	100.00	NIL	NIL
(C)	Shares held by Custodians and against which Depository Receipts have been issued	0	0	0	0.00	0.00	0	
	GRAND TOTAL (A)+(B)+(C)	610	3250000	2980900	100.00	100.00	NIL	NIL


For Northlink Fiscal and Capital Services Limited

Managing Director

(1)©(ii) Statement showing holding of securities (including shares, warrants, convertible securities) of persons (together with PAC) belonging to the category "Public" and holding more than 5% of the total number of shares

Sr. No.	Name of the shareholder	Number of shares	Shares as a percentage of total number of shares (i.e., Grand Total (A)+(B)+(C) indicated in Statement at para (I)(a))	Detail of Warrants		Detail of convertible Securities		underlying shares assuming full conversion of warrants and convertible securities as a % of
				(I)	(II)	(III)	(IV)	
1	Nitika Khanna	451200	13.88					
2	Rajesh Khanna	301300	9.27					
3	Kewal Krishan	303900	9.35					
TOTAL		1056400	32.50					

For Northlink Fiscal and Capital Services Limited


Managing Director

(I)ⓐ(i) Statement showing holding of securities (including shares, warrants, convertible securities) of persons (together with PAC) belonging to the category "Public" and holding more than 1% of the total number of shares

Sr. No.	Name of the shareholder	Number of shares	Shares as a percentage of total number of shares {i.e., Grand Total (A)+(B)+(C) indicated in Statement at para (I)(a) above}	Detail of Warrants		Detail of convertible Securities		Total Shares (including underlying shares assuming full conversion of warrants and convertible securities) as a % of diluted share capital
				Number of warrants held	As a % total number of warrants of the	Number of convertible securities held	% w.r.t total number of convertible securities of the same class	
1	Nitika Khanna	451200	13.88					
2	Rajesh Khanna	301300	9.27					
3	Kewal Krishan	303900	9.35					
4	Prabha Rani	48000	1.48					
5	Satish Kumar	39600	1.22					
	Total	1144000	35.20					


For Northlink Fiscal and Capital Services Limited


Managing Director

(I)(b) Statement showing Shareholding of persons belonging to the category "Promoter and Promoter Group"

Sr. No.(I)	Name of the shareholder (II)	Total shares held		Shares pledged or otherwise encumbered			Detail of warrant		Details of convertible securities		Total shares(including underlying shares assuming full conversion of warrants and convertible securities) as a % of diluted share capital
		Number of shares (III)	As a % of grand total (A)+(B)+(C) (IV)	Number (V)	As a percentage (VI)=(V)/(III)*100	As a % of grand total (A)+(B)+(C) of sub-clause (I)(a) (VII)	Number of warrants of the same class (VIII)	As a % total number of warrants of the same class (IX)	Number of convertible securities held (X)	As a % total number of convertible securities of the same	
1	Sunil Dutt Maria	800	0.02	0	0.00	0.00					
2	Anuradha Rani	200	0.01	0	0.00	0.00					
3	Aarti Thapar	220500	6.78	0	0.00	0.00					
4	Sunny Maria	754000	23.20	0	0.00	0.00					
5	Shamli Maria	707600	21.77	0	0.00	0.00					
6	Gauri Khanna	241400	7.43	0	0.00	0.00					
TOTAL		1924500	59.22	0	0.00	0.00					


For Northlink Fiscal and Capital Services Limited


Managing Director

(1)(d) Statement showing details of locked-in shares

Sr. No.	Name of the shareholder	Number of locked-in shares	Locked-in shares as a percentage of total number of shares (i.e., Grand Total (A)+(B)+(C) indicated in Statement at para (1)(a) above)
1	NIL	0	0.00
3		0	0.00
4		0	0.00
5		0	0.00
6		0	0.00
7			0.00
			0.00
	TOTAL	0	0.00

Northlink Fiscal and Capital Services Limited


Managing Director

(II)(a) Statement showing details of Depository Receipts (DRs)

Sr. No.	Type of outstanding DR (ADRs, GDRs, SDRs, etc.)	Number of outstanding DRs	Number of shares underlying outstanding DRs	Shares underlying outstanding DRs as a percentage of total number of shares {i.e., Grand Total (A)+(B)+(C) indicated in Statement at para (I)(a) above}
1	NIL			0.00
2				0.00
3				0.00
4				0.00
5				0.00
6				0.00
7				0.00
8				0.00
9				0.00
				0.00
				0.00
TOTAL		0	0	0.00


For Northlink Fiscal and Capital Services Limited


Managing Director

(II)(b) Statement showing Holding of Depository Receipts (DRs), where underlying shares are in excess of 1% of the total number of shares


Sr. No.	Name of the DR Holder	Type of outstanding DR (ADRs, GDRs, SDRs, etc.)	Number of shares underlying outstanding DRs	Shares underlying outstanding DRs as a percentage of total number of shares (i.e., Grand Total (A)+(B)+(C) indicated in Statement at para (I)(a) above}
1	NIL			
2				
3				
4				
5				
6				
7				
8				
9				
TOTAL			0	

For Northlink Fiscal and Capital Services Limited


Managing Director

Sr.No	Notes
1	
2	
3	
4	
5	
6	
7	
8	
9	

For Northlink Fiscal and Capital Services Limited


Managing Director