

Name of the Company- Northlink Fiscal & Capital Services Limited

Scrip Code, Name of the Scrip, Class of security: N.A

Quarter Ended : 31.03.2014

Partly paid-up Shares:-	No. of Partly paid up shares	As a % of Total No of partly paid up shares	As a % of Total no of Shares of the company
Held by Promoter/ Promoters Group	NIL	NIL	NIL
Held By Public	NIL	NIL	NIL
Total	NIL	NIL	NIL

Outstanding Convertible Securities	No of Outstanding Securities	As a % of Total No of outstanding Convertible Securities	As a % of Total No of Shares of the company, assuming full conversion of the convertible securities
Held by Promoter/ Promoters Group	NIL	NIL	NIL
Held By Public	NIL	NIL	NIL
Total	NIL	NIL	NIL

Warrants	No of Warrants	As a % of Total no of Warrants	As a % of Total no of Shares of the company, assuming full conversion of warrants
Held by Promoter/ Promoters Group	NIL	NIL	NIL
Held By Public	NIL	NIL	NIL
Total	NIL	NIL	NIL

Total Paid up Capital of the company assuming full conversion of warrants and convertible securities 32,50,000 Equity Shares of Rs. 10 each fully paid up aggregating to Rs. 3,25,00,000

For Northlink Fiscal And Capital Services Limited


Managing Director

Sr.No	Notes
1	
2	
3	
4	
5	
6	
7	
8	
9	


For Northlink Fiscal And Capital Services Limited



Managing Director

Statement Showing Shareholding Pattern								
Table(I)(a)								
Category code (I)	Category of Shareholder (II)	Number of Shareholders (III)	Total number of shares (IV)	Number of shares held in dematerialized form (V)	Total shareholding as a percentage of total number of shares		Shares Pledged or otherwise encumbered	
					As a Percentage of(A+B)I (VI)	As a percentage of (A+B+C) (VII)	Number of shares (VIII)	As a percentage (IX)=(VIII)/(I V)*100
(A)	Shareholding of Promoter and Promoter Group ²							
1	Indian							
(a)	Individuals/ Hindu Undivided Family	6	2044500	0	62.91	62.91	0	0.00
(b)	Central Government/ State Government(s)	0	0	0	0.00	0.00		
(c)	Bodies Corporate	0	0	0	0.00	0.00		
(d)	Financial Institutions/ Banks	0	0	0	0.00	0.00		
(e)	Any Others(Specify)	0	0	0	0.00	0.00		
(e-i)		0	0	0	0.00	0.00		
(e-ii)		0	0	0	0.00	0.00		
	Sub Total(A)(1)	6	2044500	0	62.91	62.91	0	0.00
2	Foreign							
a	Individuals (Non-Residents Individuals/ Foreign Individuals)	0	0	0	0.00	0.00		
b	Bodies Corporate	0	0	0	0.00	0.00		
c	Institutions	0	0	0	0.00	0.00		
d	Any Others(Specify)	0	0	0	0.00	0.00		
d-i		0	0	0	0.00	0.00		
d-ii		0	0	0	0.00	0.00		
	Sub Total(A)(2)	0	0	0	0.00	0.00	0	0.00
	Total Shareholding of Promoter and Promoter Group (A)= (A)(1)+(A)(2)	6	2044500	0	62.91	62.91	0.00	0.00
(B)	Public shareholding							
1	Institutions							
(a)	Mutual Funds/ UTI	0	0	0	0.00	0.00	0	#DIV/0!
(b)	Financial Institutions / Banks	0	0	0	0.00	0.00		
(c)	Central Government/ State Government(s)	0	0	0	0.00	0.00		
(d)	Venture Capital Funds	0	0	0	0.00	0.00		
(e)	Insurance Companies	0	0	0	0.00	0.00		
(f)	Foreign Institutional Investors	0	0	0	0.00	0.00		
(g)	Foreign Venture Capital Investors	0	0	0	0.00	0.00		
(h)	Any Other (specify)	0	0	0	0.00	0.00		
(h-i)								
(h-ii)								
	Sub-Total (B)(1)	0	0	0	0.00	0.00	NA	NA
B 2	Non-institutions							
(a)	Bodies Corporate	3	2900	0	0.09	0.09		
(b)	Individuals -							
I	i. Individual shareholders holding nominal share capital up to Rs 1 lakh	595	156900	0	4.83	4.83		
II	ii. Individual shareholders holding nominal share capital in excess of Rs. 1 lakh.	6	1045700	0	32.18	32.18		
(c)	Any Other (specify)-NRI				0.00	0.00		
(c-i)	clearing House /Public Trust	0	0	0	0.00	0.00		
(c-ii)	Corporate Bodies	0	0	0	0.00	0.00		
(c-iii)	Hindu Undivided Family				0.00	0.00		
(c-iv)	clearing members				0.00	0.00		
	Sub-Total (B)(2)	604	1205500	0	37.09	37.09	NA	NA
	Total Public Shareholding (B)= (B)(1)+(B)(2)	604	1205500	0	37.09	37.09		0.00
	TOTAL (A)+(B)	610	3250000	0	100.00	100.00	NIL	NIL
(C)	Shares held by Custodians and against which Depository Receipts have been issued	0	0	0	0.00	0.00	0	
	GRAND TOTAL (A)+(B)+(C)	610	3250000	0	100.00	100.00	NIL	NIL

For Northlink Fiscal And Capital Services Limited




Managing Director

(I)(b) **Statement showing Shareholding of persons belonging to the category
"Promoter and Promoter Group"**

Sr. No.(I)	Name of the shareholder (II)	Total shares held		Shares pledged or otherwise encumbered			Detail of warrant		Details of convertible securities		Total shares(including underlying shares assuming full conversion of warrants and convertible securities) as a % of diluted share capital
		Number of shares (III)	As a % of grand total (A)+(B)+(C) (IV)	Number (V)	As a percentage (VI)=(V)/(III)*100	As a % of grand total (A)+(B)+(C) of sub-clause (I)(a) (VII)	Number of warrants of the same class (VIII)	As a % total number of warrants of the same class (IX)	Number of convertible securities held (X)	As a % total number of convertible securities of the same	
1	Sunil Dutt Maria	439800	13.53	0	0.00	0.00					
2	Anuradha Rani	381200	11.73	0	0.00	0.00					
3	Aarti Thapar	100500	3.09	0	0.00	0.00					
4	Sunny Maria	554000	17.05	0	0.00	0.00					
5	Shamli Maria	447600	13.77	0	0.00	0.00					
6	Gauri Khanna	121400	3.74	0	0.00	0.00					
TOTAL		2044500	62.91	0	0.00	0.00					

Northlink Fiscal And Capital Services Limited



Managing Director

(I)©(i) Statement showing holding of securities(including shares, warrants, convertible securities) of persons (together with PAC) belonging to the category “Public” and holding more than 1% of the total number of shares

Sr. No.	Name of the shareholder	Number of shares	Shares as a percentage of total number of shares {i.e., Grand Total (A)+(B)+(C) indicated in Statement at para (I)(a) above}	Detail of Warrants		Detail of convertible Securities		Total Shares (including underlying shares assuming full conversion of warrants and convertible securities) as a % of diluted share capital
				Number of warrants held	As a % total number of warrants of the	Number of convertible securities held	% w.r.t total number of convertible securities of the same class	
(I)	(II)	(III)	(IV)					
1	Prabha Rani	48000	1.48					
2	Satish Kumar	39600	1.22					
	Total	87600	2.70					
TOTAL								


For Northlink Fiscal And Capital Services Limited


Managing Director

(I)©(ii) Statement showing holding of securities(including shares, warrants, convertible securities) of persons (together with PAC) belonging to the category "Public" and holding more than 5% of the total number of shares

Sr. No.	Name of the shareholder	Number of shares	Shares as a percentage of total number of shares {i.e., Grand Total (A)+(B)+(C) indicated in Statement at para (I)(a)}	Detail of Warrants		Detail of convertible Securities		underlying shares assuming full conversion of warrants and convertible securities) as a % of
				(I)	(II)	(III)	(IV)	
				Number of warrants held	As a % total number of warrants of the	Number of convertible securities held	% w.r.t total number of convertible securities of the same class	
1	Nitika Khanna	331200	10.19					
2	Rajesh Khanna	301300	9.27					
3	Kewal Krishan	303900	9.35					
TOTAL		936400	28.81					

For Northlink Fiscal And Capital Services Limited



Managing Director

(I)(d) Statement showing details of locked-in shares

Sr. No.	Name of the shareholder	Number of locked-in shares	Locked-in shares as a percentage of total number of shares {i.e., Grand Total (A)+(B)+(C) indicated in Statement at para (I)(a) above}
1	NIL	0	0.00
3		0	0.00
4		0	0.00
5		0	0.00
6			0.00
7			0.00
	TOTAL	0	0.00

For Northlink Fiscal And Capital Services Limited



Managing Director

(II)(a) Statement showing details of Depository Receipts (DRs)

Sr. No.	Type of outstanding DR (ADRs, GDRs, SDRs, etc.)	Number of outstanding DRs	Number of shares underlying outstanding DRs	Shares underlying outstanding DRs as a percentage of total number of shares {i.e., Grand Total (A)+(B)+(C) indicated in Statement at para (I)(a) above}
1	NIL			0.00
2				0.00
3				0.00
4				0.00
5				0.00
6				0.00
7				0.00
8				0.00
9				0.00
TOTAL		0	0	0.00

For Northlink Fiscal And Capital Services Limited



Managing Director

